
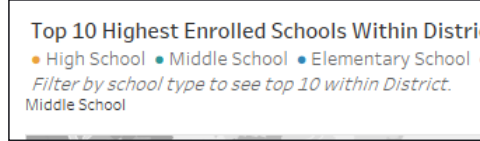


DASHBOARD STYLE GUIDE



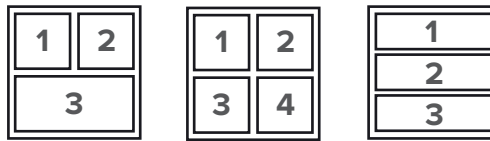
ALIGNMENT

Left align all headers and titles.
Right align numbers that appear in header and/or axis space.



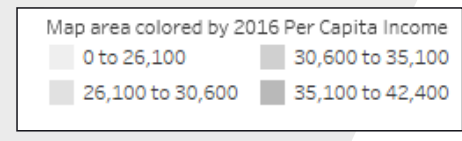
DASHBOARD LAYOUT

For easy dashboard consumption, lay out your workbooks in a Z-Formation, much like how you would read a book.



CONTEXT

Your legends and headers should include simple instructions on how to filter and use the dashboard.



School District Overview

Select a district from the dropdown to begin District 1

Top 10 Highest Enrolled Schools Within District 1

● High School ● Middle School ● Elementary School ● Other School

Filter by school type to see top 10 within District.

Middle School

Enrollment

13,108,559

Truancy Rate

29%

Eligible for FRPM

57%

District FRPM Across Time

Use the dropdown to view additional district information here

FRPM

Map area colored by 2016 Per Capita Income

0 to 26,100	30,600 to 35,100	42,400 to 191,000
26,100 to 30,600	35,100 to 42,400	

District 1 Performance Scores

● Indicates a missed goal

English	▲ 4.9%	<div style="width: 49%;"></div>
Math	▲ 4.7%	<div style="width: 47%;"></div>
Science	▼ -2.1%	<div style="width: 21%; background-color: red;"></div>

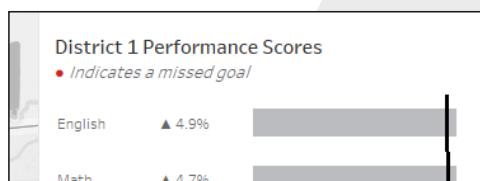
VISUAL ANALYTICS BEST PRACTICES SERIES

VISUAL ANALYTICS BEST PRACTICES SERIES

BORDERS AND LINES

Remove row and column dividers from **Borders** format section; grid and zero lines from **Lines** format section.

Use thin, faint borders when necessary to connect disparate marks.



COLOR SWATCHES

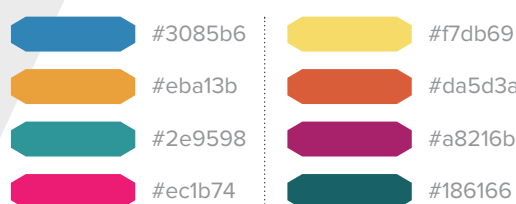
Don't reuse colors for different objects; color only when necessary to identify elements.

KPI

- Use Gray for most marks and +KPI.
- Use Red for -KPI:



QUALITATIVE

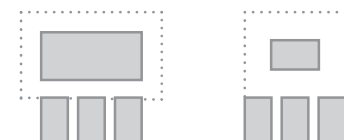


INTERACTIVE FILTERS

Place interactive filters in a panel to right of main views. They can be run horizontally under the dashboard title if you only have a few.

WHITESPACE

Is OK. It adds emphasis to your content; breathing room is a good thing.



TEXT

Use **Tableau Book** as your primary typeface. Utilize various weights to establish a hierarchy. Then, be consistent in size, boldness and color.